REV	ECN	CONTENT	CHECK	DATE
V0.0		ORIGINAL	YZG	2016.09.15
V1.0		arrange the drawing	LJ	2019.09.21
V2.0		arrange the drawing	WL	2020.06.03

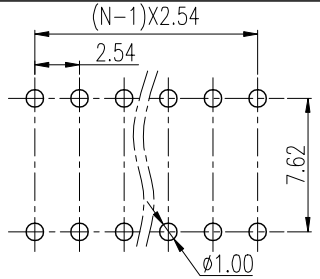

PCB LAYOUT

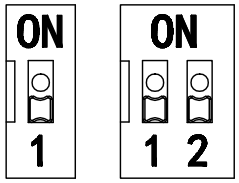

1p&2p without logo, only flat base

DIM A/B	Long Pin	Short Pin
Convex base	3.65	2.85
Flat base	3.80	3.00

SPECIFICATION:
1. Rating:
   Switching: 25mA,24VDC
   Non-Switching: 100mA,50VDC
2. Contact Resistance:
   Initial: 50mΩmax
   After Life Test: 100mΩ max
3. Insulation Resistanct:100MΩ min/500 VDC
4. Withstand Voltage:300VAC for 1 minute
5. Operation Force:1000g max
6. Travl:2.0mm
7. Mechanical Life:min 2000 cycles
8. Operation Temperature: -40℃~+85℃
9. Storage Temperature: -40℃~+85℃
10.RoHS Compliance

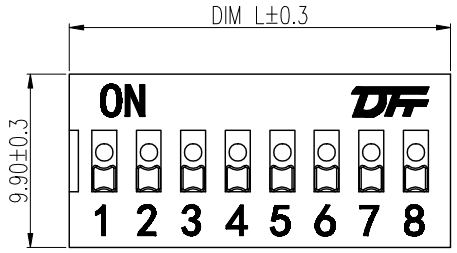

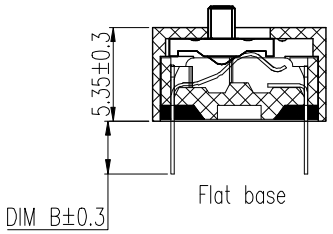

Flat base

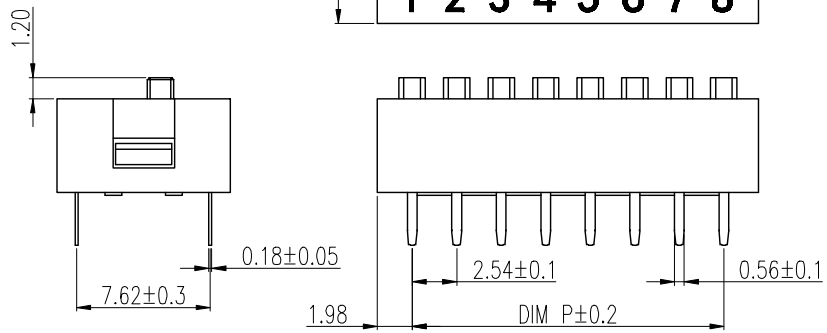

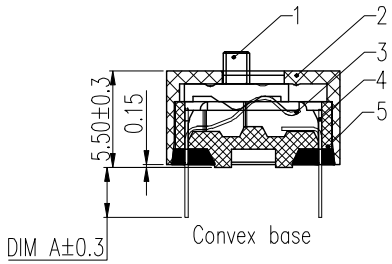

Convex base

SOLDERING INFORMATION:
Manual Soldering: 30W iron,320±5℃, 3S max
Wave Soldering: 260±5℃,5S max

Keep in "off" position during soldering

ITEM	NAME OF PART	NO. OF PART	Q'TY	MATERIAL	NOTE
5	Base	XX	1	Thermoplastic	UL94V-0
4	Pin2	XX	P	Coppy Alloy	Gold Plated
3	Pin1	XX	P	Coppy Alloy	Gold Plated
2	Housing	XX	1	Thermoplastic	UL94V-0
1	Actuator	XX	P	Thermoplastic	UL94V-0

APP.		DATE		NAME	KF1001-XXP-XXXX-DFT-XXX		
CHK.		DATE					
DWG.		DATE		DWGNO.	W20000012		
UNITS	MM	SCALE	1:1	SHEET	1/1	PROJECTION-METHOD	

HOW TO ORDER

KF1001-XXP-XX X X - XXX-XXX

- KF1001: Series
- XXP: Positions
- XX: Color: R0:Red, B0:Blue, K0:Black
- X: G:Convex base, F:Flat base
- X: L:Long pin, S:Short pin
- XXX-XXX: Specical number

SCHEMATIC

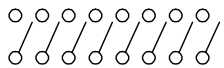

(1,2,3,4,....11,12POS AVAIL)

POLES	DIM P	DIM L
1	/	3.96
2	2.54	6.50
3	5.08	9.04
4	7.62	11.58
5	10.16	14.12
6	12.70	16.66
7	15.24	19.20
8	17.78	21.74
9	20.32	24.28
10	22.86	26.82
11	25.40	29.36
12	27.94	31.90

General tolerance in mm						radii and chamfers			shorter angle side						
over 0.5 to 3	over 3 to 6	over 6 to 30	over 30 to 120	over 120 to 400	over 400 to 1000	over 0.5 to 3	over 3 to 6	over 6	up to 10	over 10 to 50	over 50 to 120	all	over 0 to 100	over 100 to 150	over 150
±0.15	±0.2	±0.25	±0.3	±0.5	±0.8	±0.2	±0.5	±1.0	±1°	±30′	±20′	0.5	0.2	0.3	0.5

DFF® 慈溪市凯峰电子有限公司
CIXI KAIFENG ELECTRONICS CO.,LTD